



1614 L Street
Bedford, IN 47421
812-275-1626


<https://www.bedford.in.us>

Help Us Protect Our Water Supply

The U.S. Environmental Protection Agency and the State of Indiana are requiring us to document the material of all service lines in our community water system including the water line running from the meter to the inside of your home or business.

Please take a quick peek at the water lines on the *inside of your home* coming in from the meter and tell us what material it is made of—if it is not obvious like copper or plastic, a detailed explanation of how to determine the material can be found on our survey link or from printed materials at the Water Department.

Not a fan of the internet? No problem! Call us or stop by the office and we'll ask you the survey questions over the phone or in person.



Please help us complete our inventory using any of the methods below to improve our community water supply and update your vital emergency contact information in our local office. Your support is greatly appreciated!

Here's How to Take Our Survey—Choose Any of the Following

Scan
Me



812-275-1626

Visit the Office
or
Schedule An Appointment
For Us To Inspect Your
Service With You

Or copy this link into your web browser:

<https://www.cognitofrms.com/WTHGIS1/BedfordWaterSurvey>




STEP 1 Locate the water pipe entering your home. This is typically where your main shutoff is located. As shown in the picture, find the pipe below your water shutoff valve. If you see plastic pipe (PVC), proceed to the online survey.

STEP 2 If the pipe is not plastic, carefully scratch the pipe with a coin or key (like you would with a lottery ticket). Do not use a knife or other sharp tool, as you do not want to damage the pipe.

STEP 3 Look at the color of the pipe where you scratched and see if you can determine the material type based on the color. You can use a magnet to determine if you have galvanized pipes, because it will stick. A magnet will not stick to copper or lead.

STEP 4 Once you've determined the material type of your water service line, complete our online survey to submit your results. You can find the online survey on our website. Visit www.bedford.in.gov and look for the link under

Guide for identifying water service lines

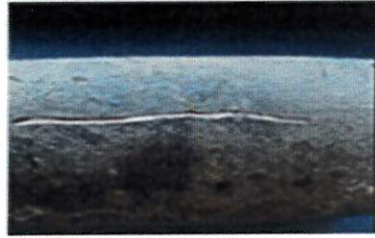


Plastic

Scratch Test
Will not scratch or remains the same color

Magnet Test
A magnet will not stick to a plastic pipe

Tapping Test
A light knocking or thud



Lead

Scratch Test
If the area is shiny and silver, the line is likely lead

Magnet Test
A magnet will not stick to a lead pipe

Tapping Test
Tapping a lead pipe will produce a dull noise



Copper

Scratch Test
If the area is copper (like a penny), the line is likely copper

Magnet Test
A magnet will not stick to a copper pipe

Tapping Test
Tapping a copper pipe will produce a metallic ringing



Galvanized Steel

Scratch Test
If the area is a dull gray, the line is likely galvanized

Magnet Test
A magnet will stick to a galvanized pipe

Tapping Test
Tapping a galvanized pipe will produce a metallic ringing